



Estd. – 2009
A Government Engineering College
E-mail – pmecbam@gmail.com
Website – www.pmec.ac.in

PARALA MAHARAJA ENGINEERING COLLEGE

(An Autonomous college affiliated to Biju Patnaik University of Technology, Odisha, Rourkela)

SITALAPALLI: BERHAMPUR: DIST.: -GANJAM: PIN – 761003

No. PMEC/Exam/ 331.

Date: 08.09.2025

NOTICE

Online registration for back paper odd semester examination: 2025-26 (Phase-I)

It is for the information to all the students that, those who have any backlog in Odd (5th and 7th) and M.Tech (3rd) semester subjects are hereby directed to submit their registration form along with fees receipt (theory Rs. 200/- per subject and Intenal/ Sessional/Practical Rs.100/- per subject) in the respective department **on or before 18.09.2025.**

The Online Fee payment process of **PMEC, Berhampur** is described below in "**Payment Flow**". Follow the steps as per the instructions given below and deposit the required amount of fee. After deposit of fees, save the receipt of the transaction for future reference.

Someshwar
08.09.2025
PRINCIPAL
PARALA MAHARAJA ENGINEERING COLLEGE
Principal
BERHAMPUR
PMEC, Berhampur

Memo No. 332.

Date: 08.09.2025

Copy to:

1. Notice board of the college / All Hall of Residences for student information and necessary action.
2. All HODs / FO for kind information and necessary action.
3. Website administrator with a request to upload in the college website.

Someshwar
08.09.2025
PRINCIPAL
PARALA MAHARAJA ENGINEERING COLLEGE
Principal
BERHAMPUR
PMEC, Berhampur

PAYMENT FLOW

Step-1: Click on the **"PAY FEES"** icon on the college website <https://pmec.ac.in/> It's goes to the students details page

Step-2: Select Applicant & Submit

Select *

--Selected--

--Selected--

Applicant

Submit

Step-4: Select Online Fees Form & Submit

Select*

Online Fee Form

--Select an option--

Online Fee Form

Back

Go

Step-5: Go to Next

Online Fee Form

Basic Information

Student Details

Fee Details for All

Fee Details for Fresher

Fee Details For Final Year

Back

Next

Step-6: Fill the details & Submit

Academic Year *	<input type="text"/>
Course *	<div>Please Select an Option</div>
Branch *	<div>Please Select an Option</div>
Year *	<div>Please Select an Option</div>
Name *	<div>Alphabets Only</div>
BPUT Registration Number- Aadhar for Fresher *	<input type="text"/>
Student TFW Category *	<div>Please Select an Option</div>
Mobile Number *	<input type="text"/>
Email ID *	<input type="text"/>

Back

Next

Step-7: Feel the different Fees & Press Next

Tuition Fee	Please Select an Option
Development Fee	Please Select an Option
Laboratory Maintenance Fee	Please Select an Option
Registration Fee	Please Select an Option
Students Activity Fee	Please Select an Option
Internal Examination Fee	Please Select an Option
Site Visit Fee	Please Select an Option

[Back](#) [Next](#)

Step-8: After Final Submit button its goes to the detail fees selected with total amount where the applicant gets the printout of the fee's details & he/she has to conform the details and go to "PROCEED"

Amount to Pay	Rs. 0.0
---------------	---------


☒ Please agree with the [terms & condition](#) , and check the checkbox to proceed further


[Go Back](#) [Previous](#) [Print](#)

[Proceed](#)

Step-9:After proceed it's goes to the payment page where student can choose the mode of payment like net banking, debit card, UPI etc.

Hi,
Dipteeranja...


 dipteeranjana.ojha@gmail.c...


 9348274243


Total Amount


INR 100.00

Payment Mode

 Cards

 Pay through UPI

 Pay through UPI QR Codes

 Netbanking